



# SOCIO - ECONOMIC SITUATION

MAY AND 5 MONTHS OF 2024

## AGRICULTURE

Spring paddy

2,953.6

thous. ha

▲ 0.03%

Planned areas of some main crops as of 15 May, 2024

Maize

437.1

thous. ha

▼ 0.3%

Peanut

104.5

thous. ha

▼ 4.1%

Sweet potato

50.6

thous. ha

▲ 2.2%

Vegetables

630.1


thous. ha

as the same period last year



Livestock population at the end of May 2024 against the same period last year

▲ 3.8%



Pig

▲ 3.3%



Poultry

▼ 3.9%



Buffalo

▼ 0.8%



Cattle

Fishery production for the first 5 months of 2024

Aquaculture

1,918.1

thous. tons

▲ 4.1%

TOTAL

3,515.2

thous. tons

▲ 2.6%

Catching

1,597.1

thous. tons

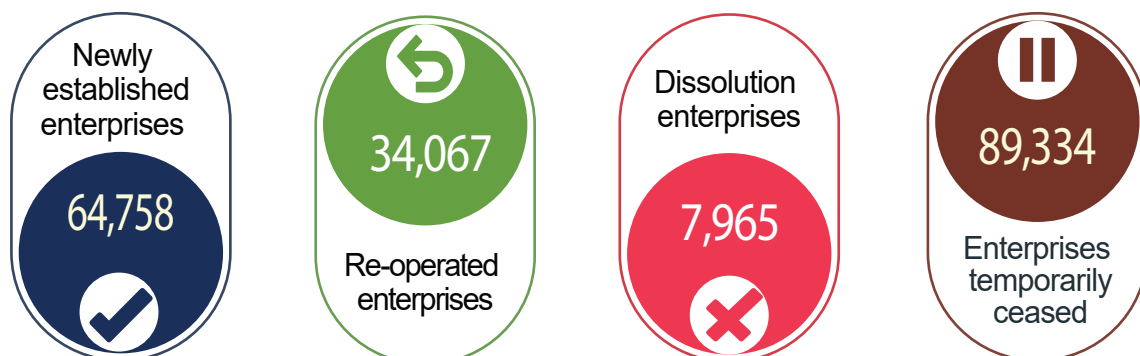
▲ 0.7%

## INDUSTRIAL PRODUCTION FOR THE FIRST 5 MONTHS OF 2024

IIP growth rate over the same period last year

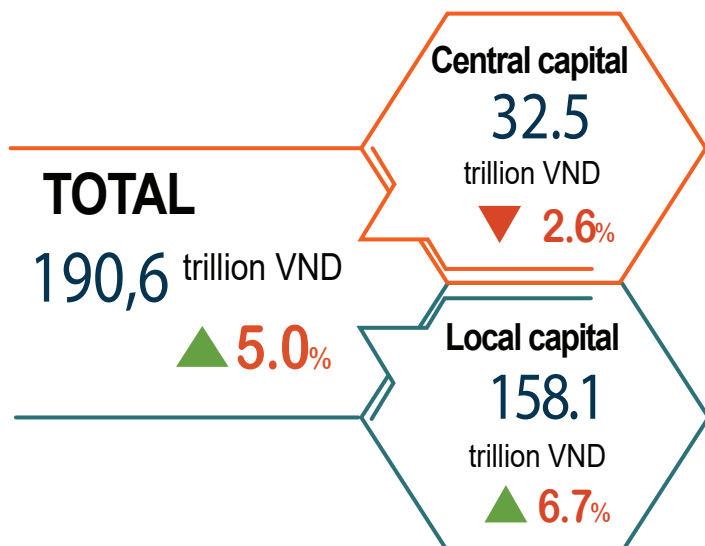


## ENTERPRISE REGISTRATION STATUS FOR THE FIRST 5 MONTHS OF 2024

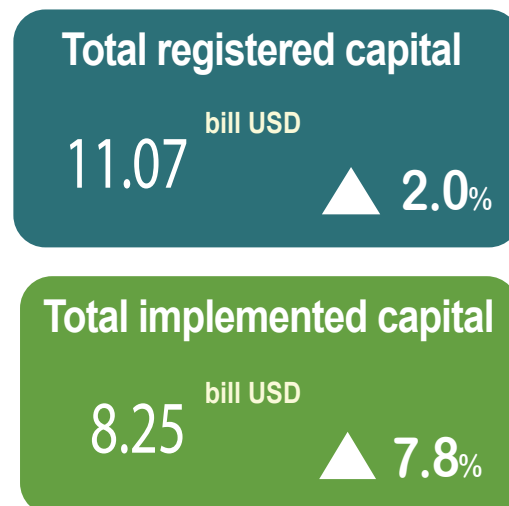


## INVESTMENT

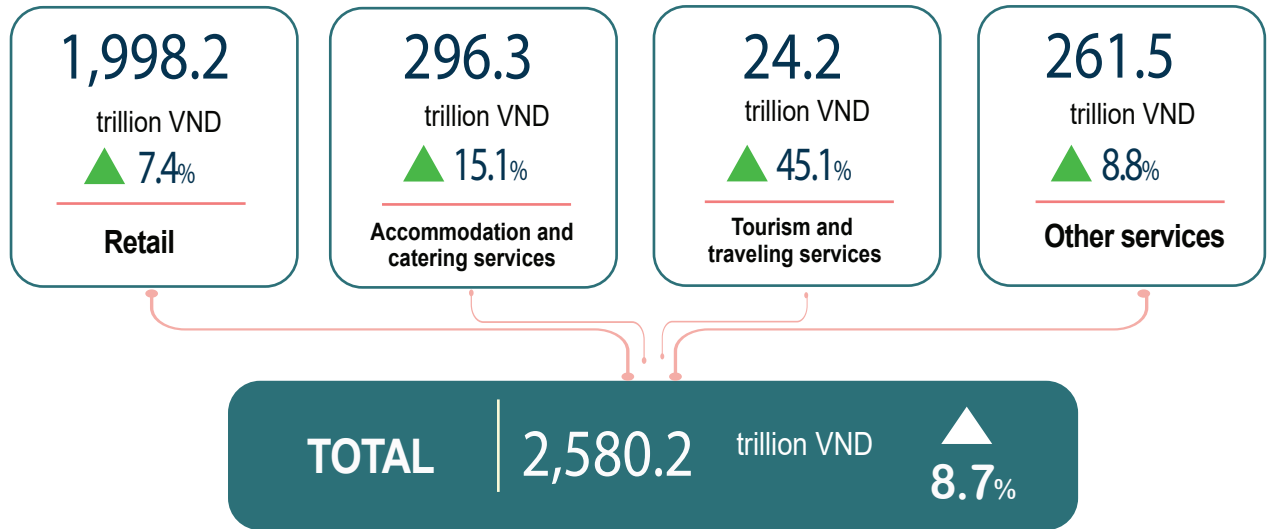
Investment capital from the State budget for the first 5 months of 2024



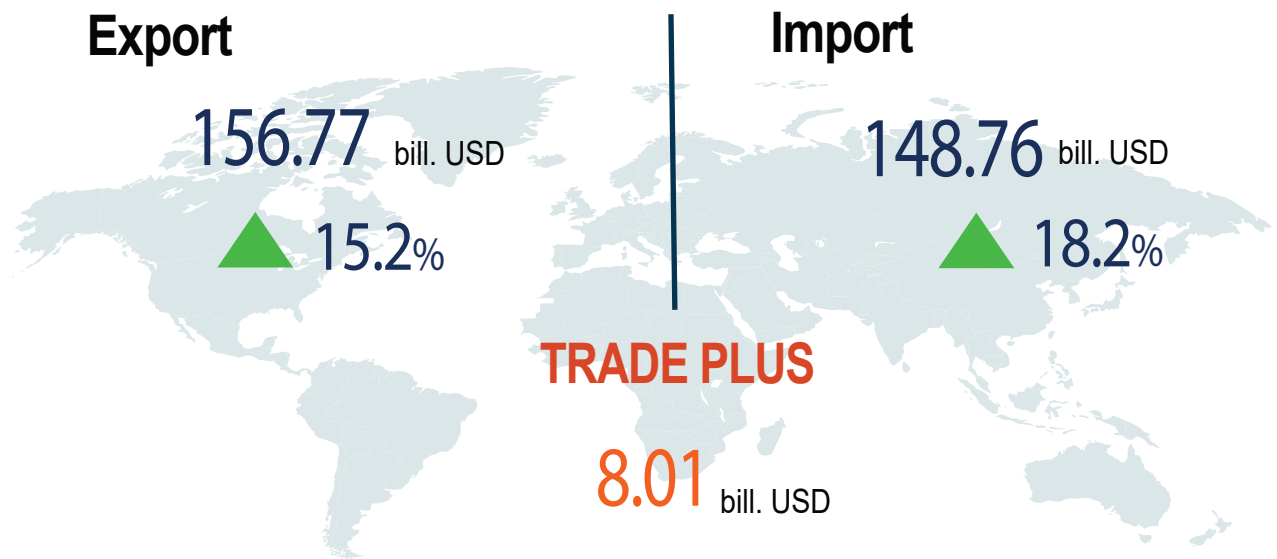
Foreign investment (FDI) from 1/1 to 20/5/2024



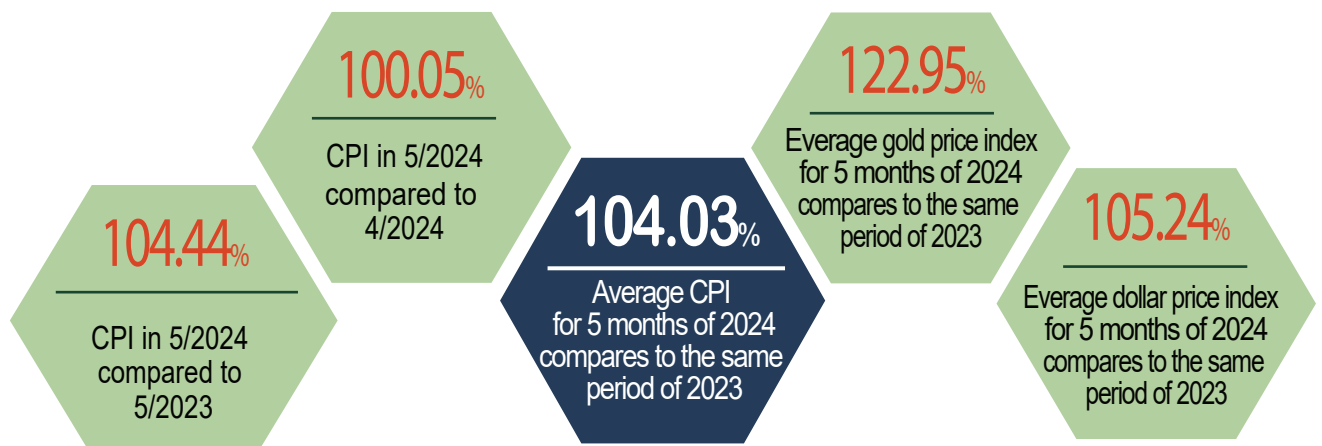
## RETAIL SALES OF CONSUMER GOODS AND SERVICES FOR THE FIRST 5 MONTHS OF 2024



## EXPORT AND IMPORT OF GOODS FOR THE FIRST 5 MONTHS OF 2024



## PRICE INDEX



## PASSENGER AND FREIGHT TRANSPORT FOR THE FIRST 5 MONTHS OF 2024

### Passenger



Passenger carried

**1,935.1** million pers. ▲ 6.1%

Passenger traffic

**111.4** bill. pers.km ▲ 12.7%

### Freight



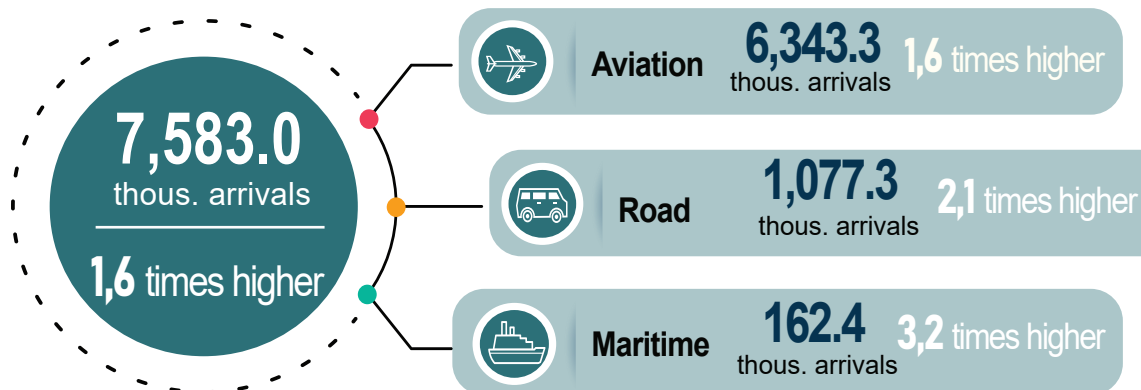
Freight carried

**1,028** mill. tons ▲ 11.4%

Freight traffic

**208,4** bill.tons.km ▲ 7.9%

## FOREIGNERS ARRIVALS IN VIETNAM FOR THE FIRST 5 MONTHS OF 2024



By territories (Thous. arrivals)



## TRAFIC ACCIDENT FOR THE FIRST 5 MONTHS OF 2024

Number of traffic accidents  
(from less serious to become)

**7,267**

Per day on average

**48**  
accidents

Number of deaths

**4,405**

Per day on average

**29**  
persons

Number of injured

**4,725**

Per day on average

**31**  
persons